

Laundry

CARE SYMBOL GUIDE



MACHINE WASH
NORMAL



MACHINE WASH
PERMANENT
PRESS



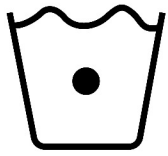
MACHINE WASH
GENTLE




HAND WASH



DO NOT WASH



MACHINE WASH
COLD



MACHINE WASH
WARM



MACHINE WASH
HOT



MACHINE WASH
COLD




MACHINE WASH
WARM



BLEACH WHEN
NEEDED




DO NOT BLEACH




TUMBLE DRY



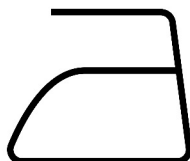
DO NOT DRY



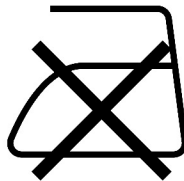
LINE DRY




LAY FLAT TO DRY



IRON WHEN
NEEDED



DO NOT IRON



DRY CLEAN



DO NOT DRY
CLEAN